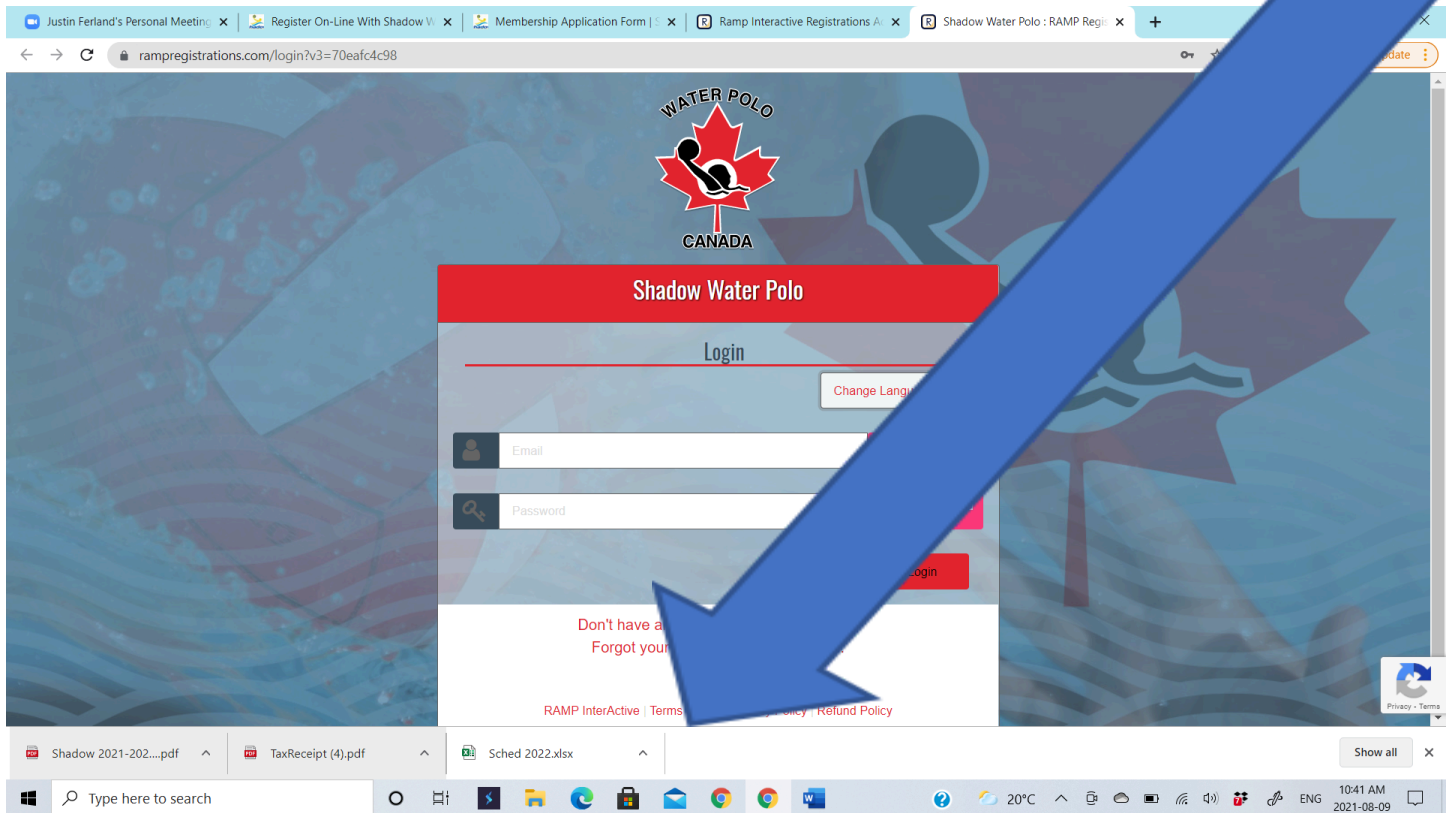


SHADOW WATER POLO REGISTRATION DETAILS

Updated September 2, 2024

The following document outlines how to register your child with the Shadow Water Polo Club and its associations, Water Polo Canada and Ontario Water Polo. Review the document in detail before submitting questions to shadowwaterpolo@gmail.com. Questions will be reviewed within 48 hours.

1. Go to <http://ShadowWP.rampregistrations.com>
2. The first time you will need to create an account. Click on the bottom of the page where it says “Create Here”.



3. Fill in your email, your chosen password twice, and choose your language. **BE SURE TO RECORD YOUR PASSWORD.** The password must be at least 6 characters long, have an uppercase character, a lower case character, a number, and a symbol. Once you have completed that, go to the bottom of the page and press the red button “Create Account”.



The screenshot shows a web browser window with the URL rampregistrations.com/createaccount?v3=70eafc4c98. The page features the Shadow Water Polo Canada logo at the top. Below the logo is a red header with the text "Shadow Water Polo". The main content area is titled "Create an Account" and contains the following fields:

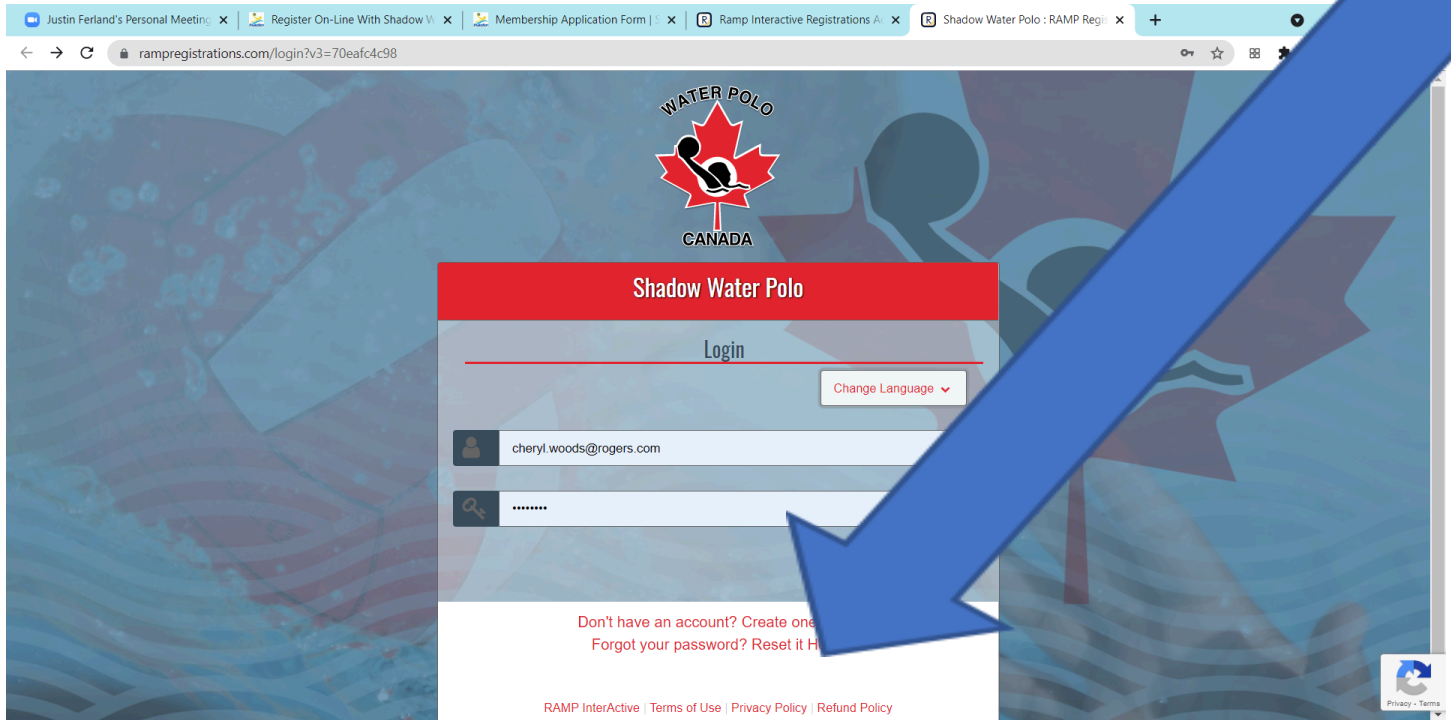
- Email:
- Password:
- Please confirm your password:
- Language Preference: A dropdown menu currently set to "English".

Below the form is a "Password Requirements" section with the following list:

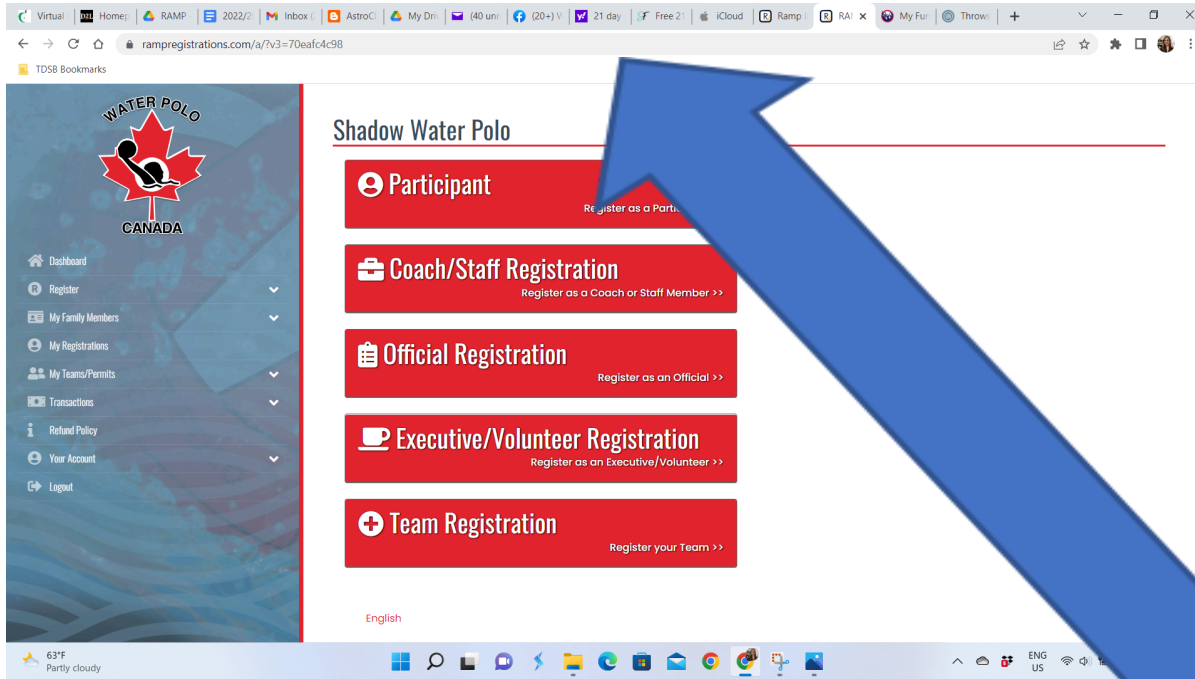
- At least 6 characters long
- An uppercase character
- A lowercase character
- A number
- A symbol e.g. ! @ \$ % & ?

At the bottom of the page, there are two links: "Click Here to Go Back to Login Page" and "Forgot your password? Reset it Here." A large blue arrow points from the right side of the page towards the bottom right corner, highlighting the "Create Account" button area.

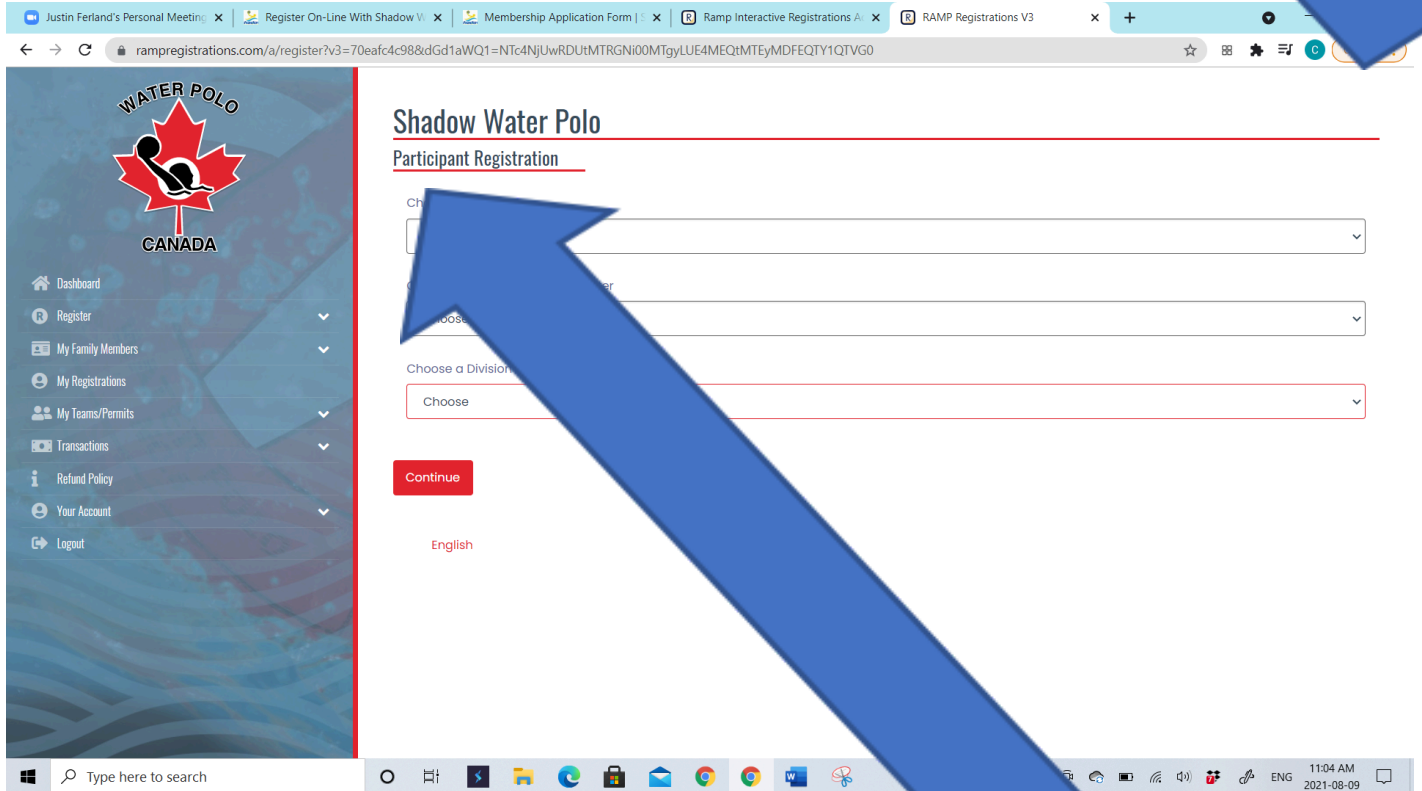
4. This should bring you back to the original login page. If it doesn't, go back to <http://ShadowWP.rampregistrations.com/participant>.
Input your email and password and press the red login button.



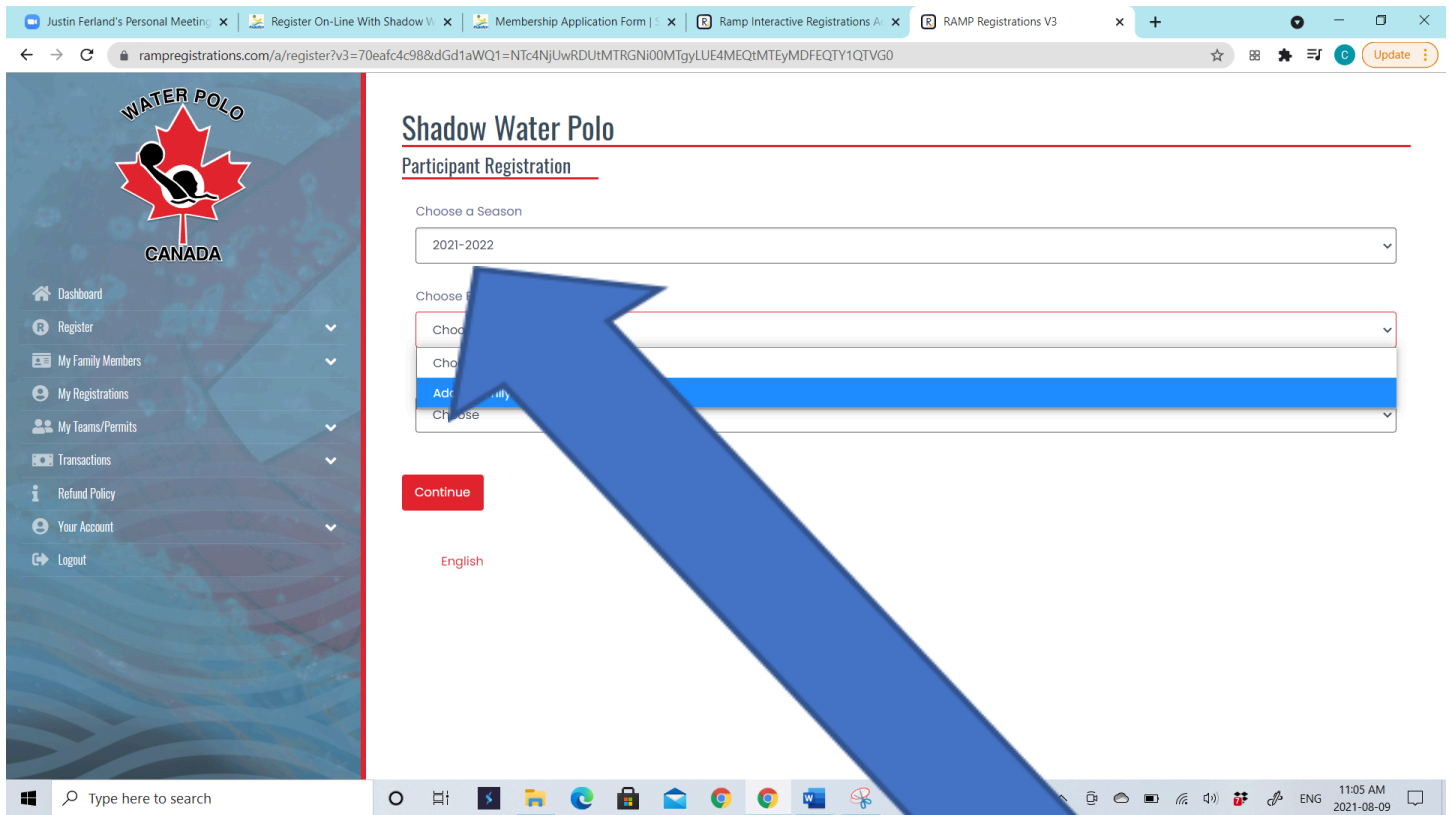
5. You will now be on the main screen. Click on the large red participant button.



6. Click on the "Choose a Family Member to Register" drop down.



7. Select "Add a Family Member".



The screenshot shows a web browser window with the URL `rampregistrations.com/a/register?v3=70eaf4c98&dGd1aWQ1=NTc4NjUwRDUMTRGNi00MTgyLUE4MEQzMTEyMDFEQTY1QTVG0`. The page title is "Shadow Water Polo" and the sub-header is "Participant Registration".

On the left is a navigation menu with the following items:

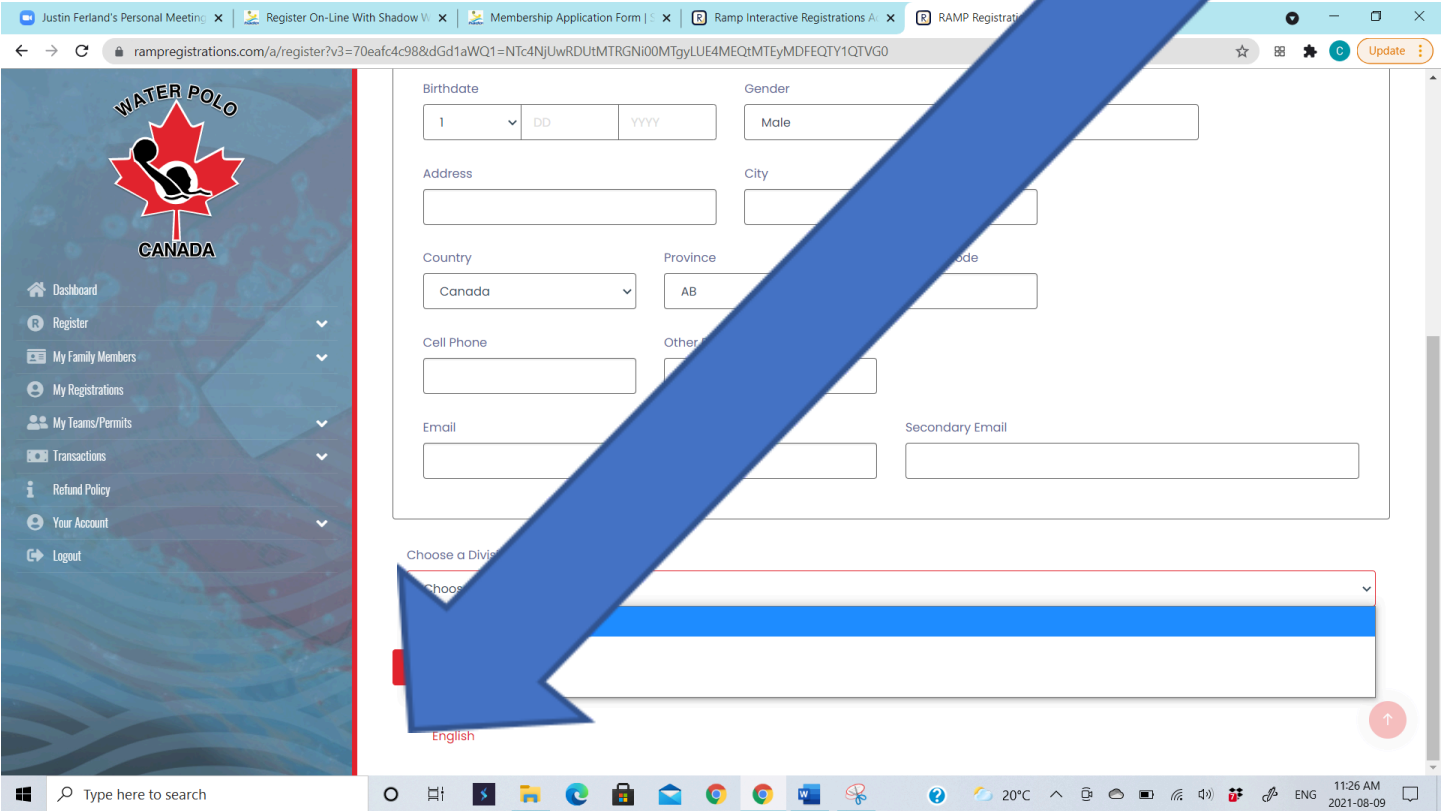
- Dashboard
- Register
- My Family Members
- My Registrations
- My Teams/Permits
- Transactions
- Refund Policy
- Your Account
- Logout

The main content area contains the following elements:

- "Choose a Season" dropdown menu with "2021-2022" selected.
- "Choose Family" dropdown menu with "Add Family Member" highlighted in blue.
- "Continue" button.
- "English" text.

A large blue arrow points from the bottom right towards the "Add Family Member" option in the dropdown menu.

8. Once you click on “Add a Family Member”, information boxes appear. Fill in all the information then click on the “Choose a Division” drop down menu. You do not fill in the NCCP#.



The screenshot shows a web browser window with the URL rampregistrations.com/a/register?v3=70eaf4c98&dGd1aWQ1=NTc4NjUwRDUzMTRGNi00MTgyLUE4MEQzMTEyMDFEQTY1QTVG0. The page features a sidebar with a 'WATER POLO CANADA' logo and a navigation menu including Dashboard, Register, My Family Members, My Registrations, My Teams/Permits, Transactions, Refund Policy, Your Account, and Logout. The main content area is a registration form with the following fields:

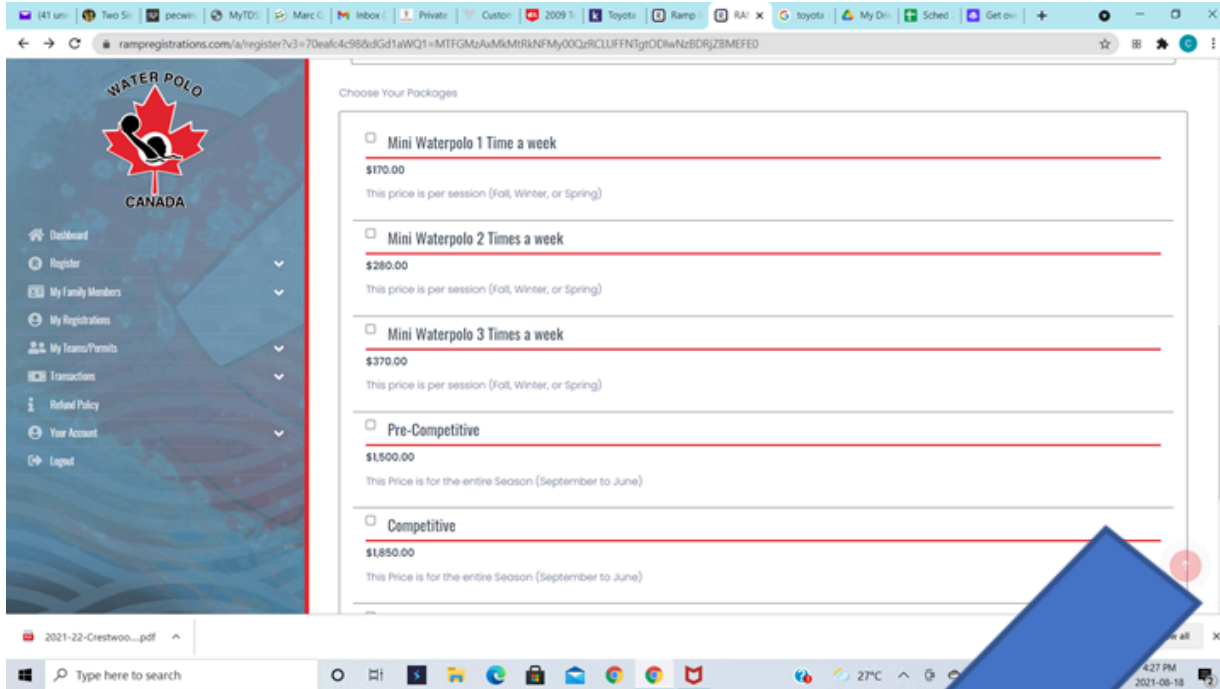
- Birthdate:** A dropdown menu with '1' selected, followed by 'DD' and 'YYYY' input boxes.
- Gender:** A dropdown menu with 'Male' selected.
- Address:** A single-line text input box.
- City:** A single-line text input box.
- Country:** A dropdown menu with 'Canada' selected.
- Province:** A dropdown menu with 'AB' selected.
- Code:** A single-line text input box.
- Cell Phone:** A single-line text input box.
- Other Phone:** A single-line text input box.
- Email:** A single-line text input box.
- Secondary Email:** A single-line text input box.
- Choose a Division:** A dropdown menu with a blue arrow pointing to it. The visible options are 'Choose a Division' and 'Choose a Division'.

At the bottom of the page, there is a search bar, a Windows taskbar, and system tray information showing '20°C', '11:26 AM', and '2021-08-09'.

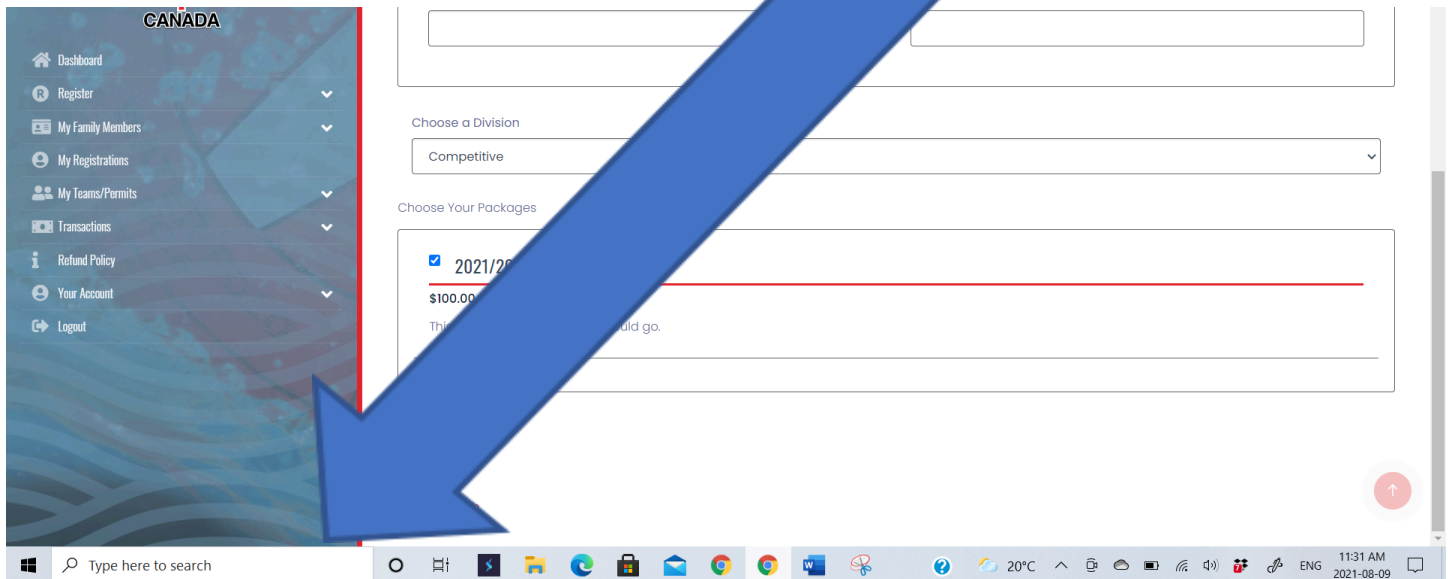
There are a few options for choosing a Division. Here are the Divisions you choose for the following programs:

- **Try Us Out:** Choose “Free Trial” - once you complete this form, you will have 14 consecutive calendar days to try us out 2 times for free. After that time, you will have to select if you want to join and which program to join (based on input of the Coach).
- **Swim & Play:** Choose “Make a Splash”
- **Mini Waterpolo:** Choose “Make a Splash”
- **Pre-Competitive:** Choose “Waterpolo for Life”
- **Competitive:** Choose “Waterpolo for Life”
- **High Performance:** Choose “Perform in Waterpolo”

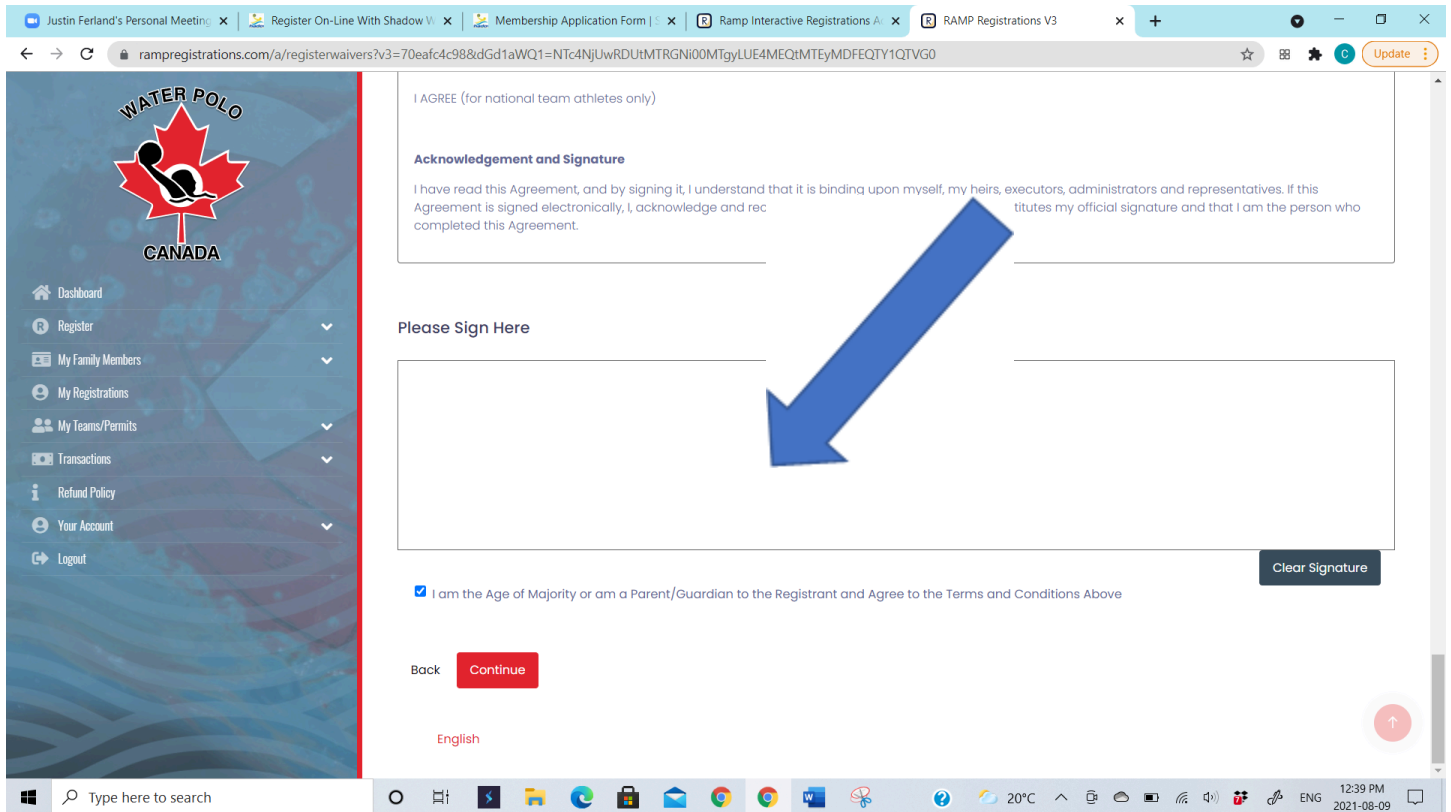
- Once clicked, the various registration packages will appear. Click on the small box in the corner of the package that applies to your child so that the box turns blue with a white checkmark in it.
NOTE: if you have any questions about the program best suited to your child, please email the Head Coach at shadowwaterpolo@yahoo.ca.



- Then press on the red "Continue" Button.



11. The following page requires a credit card number to pay for the Waterpolo Canada and Ontario Waterpolo fees. These fees are only paid once per year (September 2023-August 2024).
12. Once you click “Continue” you will be directed to the Canadian Waterpolo Waiver, Concussion policy and the Shadow Code of Conduct. **Please read the entire waivers** and sign your name in the signature box at the bottom. Click the small box underneath the signature box (*I am the Age of Majority or am a Parent/Guardian to the Registrant and Agree to the Terms and Conditions Above*) until it is grey with a white checkmark. Press the red “Continue Button”.
If you have any questions pertaining to the Water Polo Canada waivers, please contact them directly.



Justin Ferland's Personal Meetin... x | Register On-Line With Shadow V... x | Membership Application Form |... x | Ramp Interactive Registrations A... x | RAMP Registrations V3 x +

rampregistrations.com/a/registerwaivers?v3=70eafc4c98&dGd1aWQ1=NtC4NjUwRDUhMTRGNi00MTgyLUE4MEQtMTEyMDFEQTY1QTlVGO

WATER POLO
CANADA

Dashboard
Register
My Family Members
My Registrations
My Teams/Permits
Transactions
Refund Policy
Your Account
Logout

I AGREE (for national team athletes only)

Acknowledgement and Signature

I have read this Agreement, and by signing it, I understand that it is binding upon myself, my heirs, executors, administrators and representatives. If this Agreement is signed electronically, I acknowledge and recitutes my official signature and that I am the person who completed this Agreement.

Please Sign Here

Clear Signature

I am the Age of Majority or am a Parent/Guardian to the Registrant and Agree to the Terms and Conditions Above

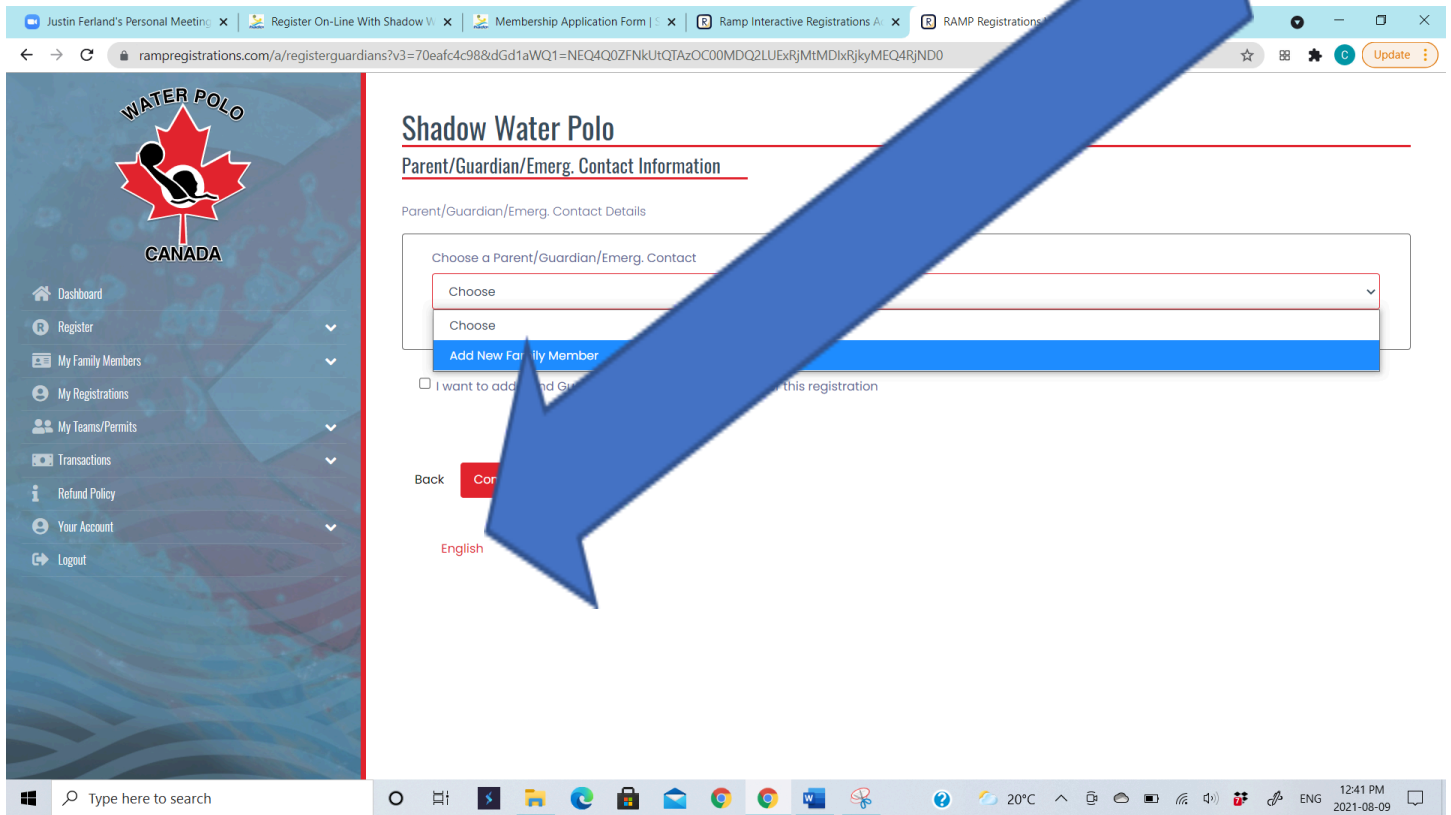
Back Continue

English

Type here to search

20°C 12:39 PM 2021-08-09

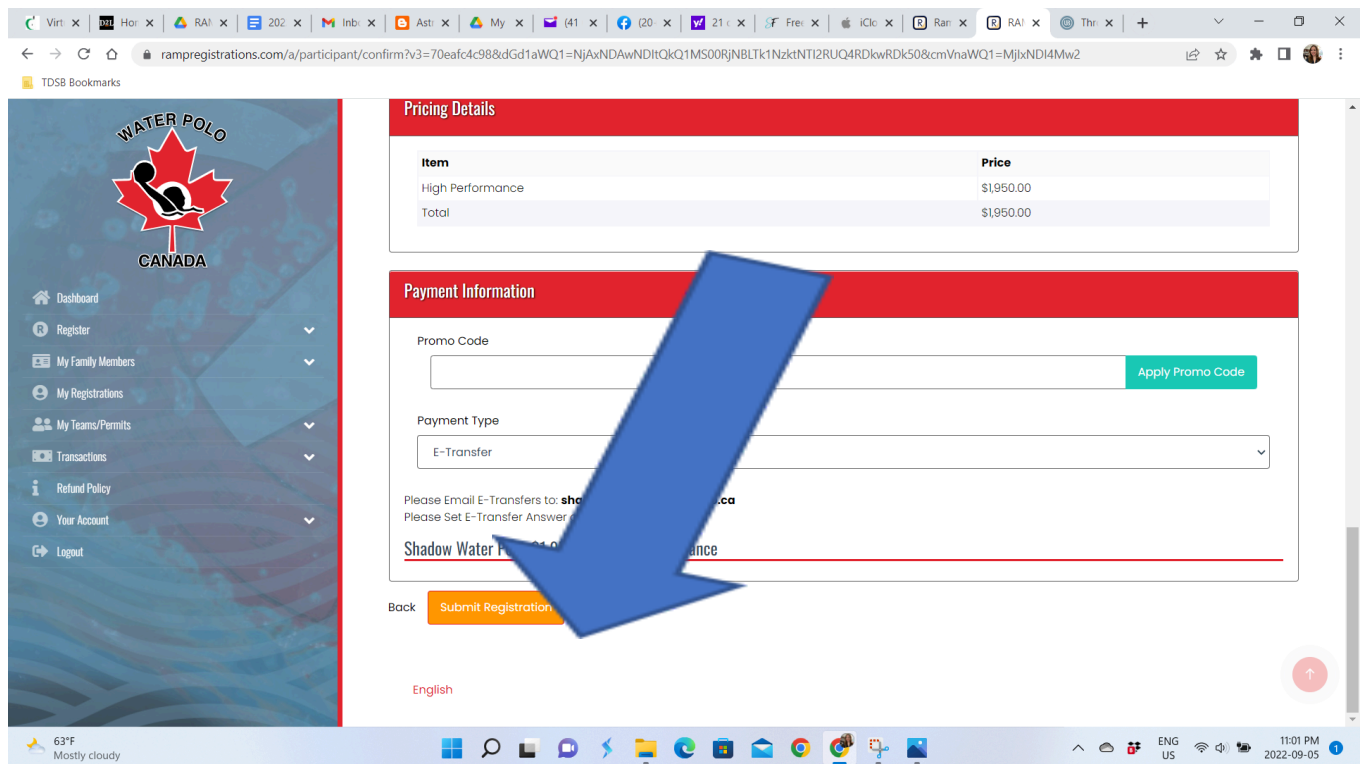
13. The next screen is for Emergency Contact Information. Click on the drop down menu and choose “Add New Family Member”.



14. Fill in all the information. If you want to have 2 Emergency Contacts, please click on the small box just above the red “Continue” Button and fill in the information for the second contact. Click on the red “Continue” button. PLEASE ensure that this information is correct.

15. For the Questions section, leave the first one as saying the Primary Role. Please fill in the rest of the questions and press the continue button.
16. You are now on the page to confirm details. We do all our payments by email transfer so at this time you should see a balance of \$0 because you have paid the fees to Waterpolo Canada and to Ontario Waterpolo. In the description, the fee is stated. Please forward that amount to shadowwaterpolo@yahoo.ca. (please use the password as shadowwp). Once you have checked all the details, press the submit registration button.

PRICING DETAILS are our Club fees, and are to be paid via e-transfer to shadowwaterpolo@yahoo.ca. These fees are paid through your bank and not on this site. For our full pricing details see our Membership Fee document on our website.



17. Last step is to press the orange "Submit Registration" Button.
18. If you have another person to register, log in again at <http://ShadowWP.rampregistrations.com/participant> and start from the beginning with pressing the large red "Participant" button and under "Choose a Family Member", click on "Add a Family Member". Then continue again from Step 8.

Note: If you try to add another family member by clicking on the left side drop downs on the site, they will ask for information that we do not require. Please log out and log back in and add a new member.



Questions

- Want to know the differences between the different programs? Click [here](#).
- Want to know the schedules for the programs, go to our [website](#) and select the appropriate schedule from the pull-down menu.
- Wondering about fees and which division your child should register for? Contact shadowwaterpolo@yahoo.ca.
- Want to refer someone to try out water polo have them complete a form; click [here](#).
- For questions about schedules or programming for your child's program:
 - If you are in **Swim & Play** or **Mini Water Polo** contact shadowwaterpoloclub@gmail.com
 - For **girls** in PreCompetitive, Competitive or High Performance contact shadowgirlswp@gmail.com
 - For **boys** in PreCompetitive, Competitive or High Performance contact shadowboyswp@gmail.com